



UDC 539.3

The Construction of the Deformation Diagrams of Metals and Alloys at Impact Compression of Tablet Specimens with Friction Forces Consideration

V. G. Bazhenov, D. L. Osetrov, A. A. Ryabov

Valentin G. Bazhenov, <https://orcid.org/0000-0002-0077-7704>, Research Institute for Mechanics of Lobachevsky State University, 23 Gagarin Ave., Nizhni Novgorod 603950, Russia, bazhenov@mech.unn.ru

Dmitry L. Osetrov, <https://orcid.org/0000-0001-9703-8504>, Research Institute for Mechanics of Lobachevsky State University, 23 Gagarin Ave., Nizhni Novgorod 603950, Russia, osetrovdmity@mail.ru

Alexander A. Ryabov, <https://orcid.org/0000-0001-6133-0108>, Federal State Unitary Enterprise "Russian Federal Nuclear Center – All-Russian Research Institute of Experimental Physics", 37 Mira Ave., Nizhny Novgorod region, Sarov 607188, Russia, alex.ryabov@saec.ru

The influence of friction forces on the dynamic deformation of elastoviscoplastic tablet specimens was numerically and experimentally investigated. The main dependencies of their shape changing for metals and alloys have been established. A criterion of the shape changing of tablet specimens is proposed. A new method for identifying of the coefficients of dry friction at contact surfaces, depending on shape changing of the tablet specimens, based on numerical modeling of an axisymmetric dynamic problem and a rapidly convergent method of successive approximations was developed. The division of the two-parameter identification problem into two problems of one-parameter parameterization is theoretically justified with a high degree of reliability: the problem of determining of the friction coefficient and the problem of construction of the true diagram of dynamic deformation in this experiment with the friction coefficient found earlier. As a result, the dynamic deformation diagrams with frictional forces and radial inertia consideration are constructed using the iterative method. In known approximation methods of construction of the deformation diagrams with frictional forces and radial inertia consideration, friction coefficients are assumed to be known, whereas methods for their determination in experiments with impact compression are practically unavailable.

Key words: true deformation diagram, friction coefficient, friction force, edge effect, impact compression of tablet specimens, shape changing of tablet specimens, numerical simulation.

DOI: 10.18500/1816-9791-2018-18-4-381-389

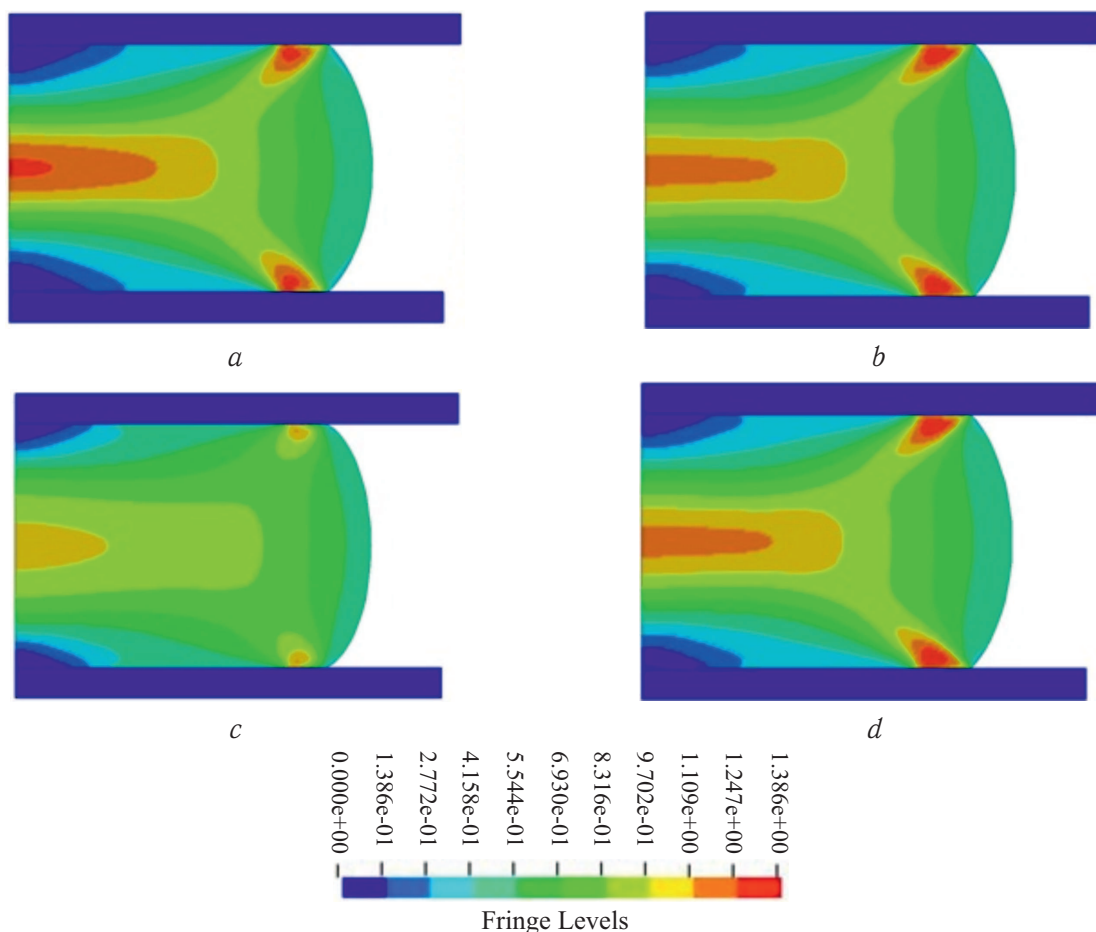


Fig. 1. The shape changing of the rablet specimens ($L_0/R_0 = 2$) at settlement $u/L_0 = 0.5$ and their corresponding distributions of true strain intensities for steels 09G2S (a), 12KH18N10T (b) and plumbum at axial strain rates $\dot{\epsilon}_0 = 500$ 1/c (c) and $\dot{\epsilon}_0 = 1000$ 1/c (d)

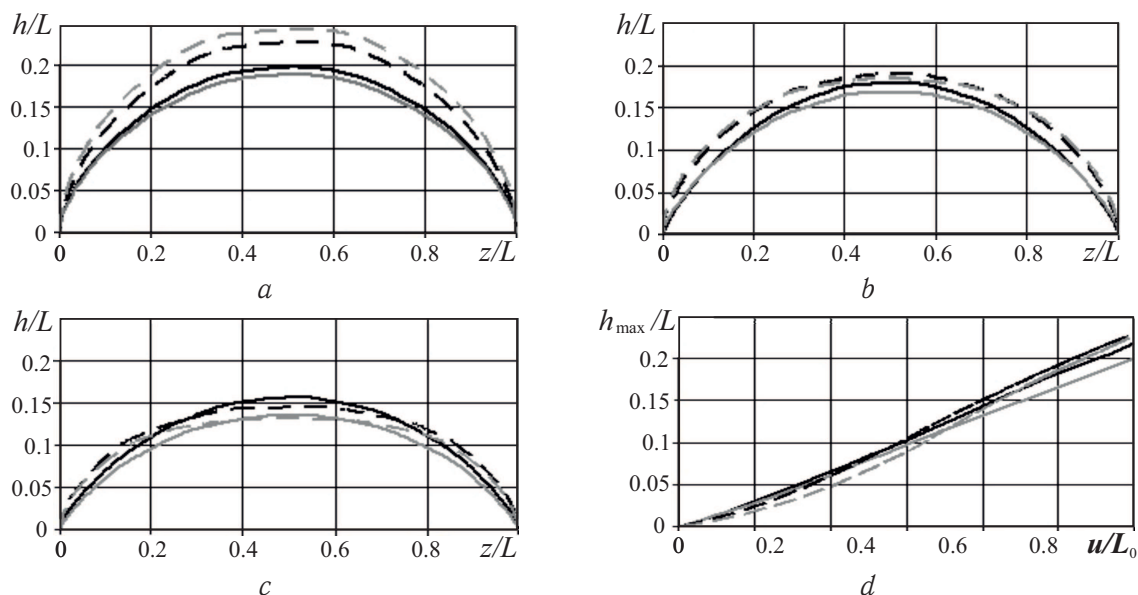


Fig. 2. The shape changing of the lateral surface of the specimens (arches) $L_0/R_0 = 1$ (a), $L_0/R_0 = 2$ (b) and $L_0/R_0 = 3$ (c) from the height of the specimen z/L with conditional strain of the draft 50% and change in the maximum arch height $L_0/R_0 = 2$ from tablet specimen settlement u/L_0 (d) at a coefficient of riction of 0.3 for steels 09G2S, 12KH18N10T (solid lines, black and gray respectively) and plumbum at $\dot{\epsilon}_0 = 500$ 1/s and $\dot{\epsilon}_0 = 1000$ 1/s (dashed lines, black and gray respectively)

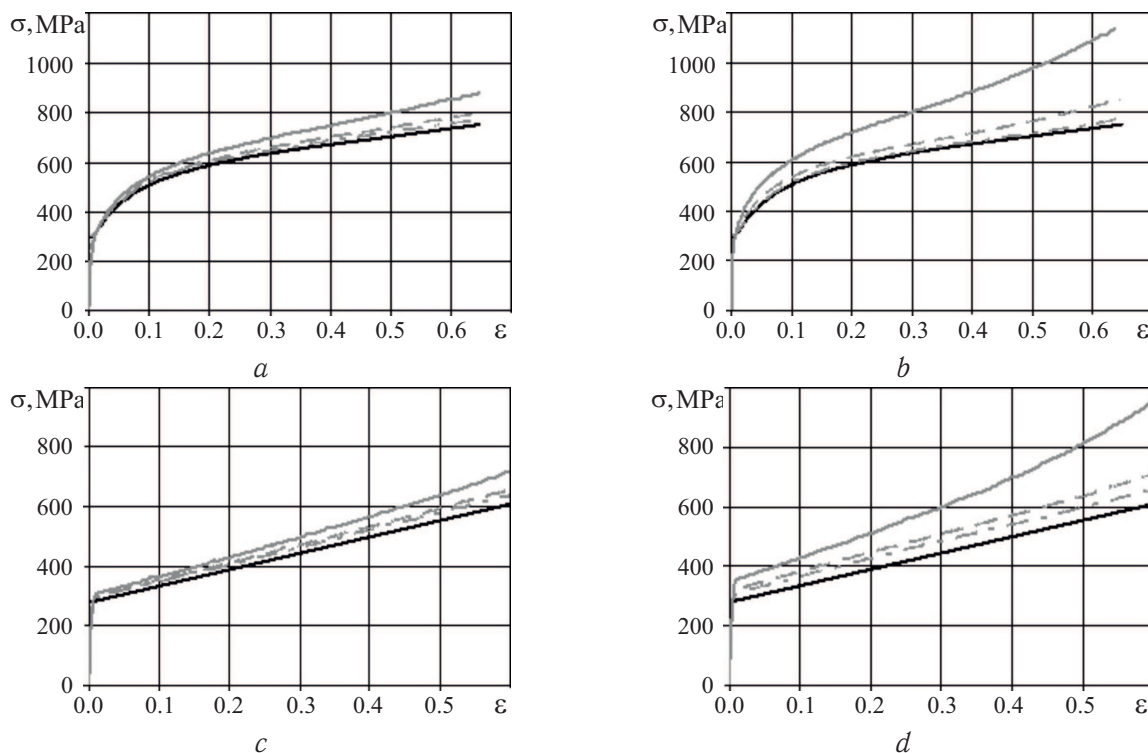


Fig. 3. The deformation diagrams constructed with and without friction forces consideration for steel 09G2S (*a, b*) and plumbum (*c, d*) at friction coefficients 0.1 (*a, c*) and 0.3 (*b, d*): solid black lines — true deformation diagrams, gray solid lines, dashed lines and dash-dot lines — diagrams obtained without friction force consideration for the specimens $L_0/R_0 = 1$, $L_0/R_0 = 2$ and $L_0/R_0 = 3$ respectively

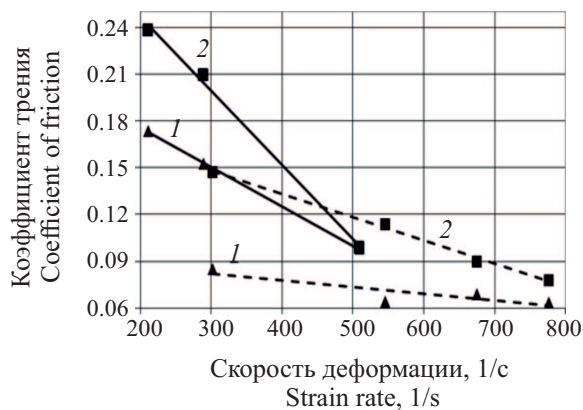


Fig. 4. The change in friction coefficients from the strain rate $\dot{\epsilon} = \dot{u}/L$ for steel 09G2S (dashed lines) and plumbum (solid lines): 1 — on the lower surface, 2 — on the upper surface

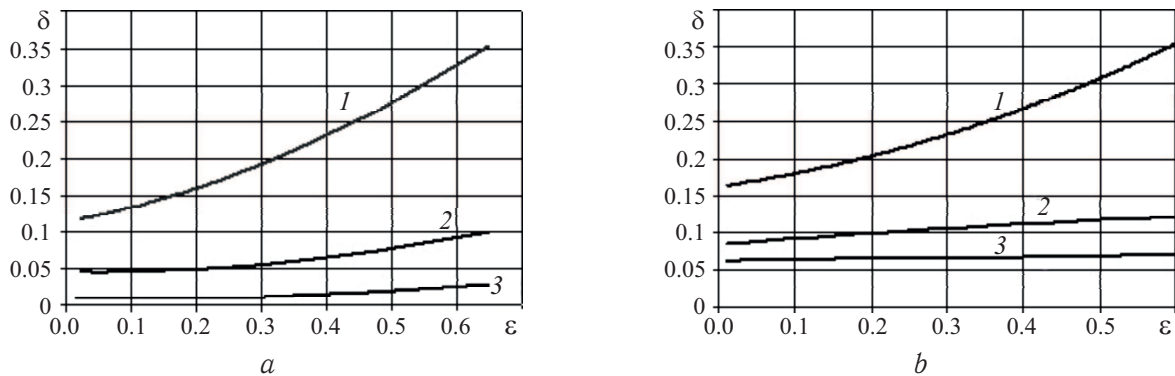


Fig. 5. Relative errors δ in the definition of deformation diagrams without friction forces consideration on the degree of deformation ε at a friction coefficient of 0.2 and the specimens size $L_0/R_0 = 1$, $L_0/R_0 = 2$ and $L_0/R_0 = 3$ (curves 1, 2, 3, respectively) for steel 09G2S (a) and plumbum at the strain rate $\dot{\varepsilon} = \dot{u}/L = 500$ 1/s (b)

Acknowledgements: This work was supported by the Russian Foundation for Basic Research (project no. 17-08-00972a).

References

1. Klepaczko J. R. Advanced experimental techniques in materials testing. *New experimental methods in material dynamics and impact. Trends in Mechanics of Materials*, vol. 3; Eds. W. K. Nowacki, J. R. Klepaczko. Warsaw, INB ZTUREK, 2001, pp. 223–266.
2. Method for determining of the deformation and strength properties of materials for high strains and inhomogeneous stress-strain state : Pat. 2324162 Russian Federation, MPK G01N3/00 / Bazhenov V. G., Zefirov S. V., Kramarev L. N., Osetrov S. L., Pavlenkova E. V.; Patent Applicant and Patent Holder : Research Institute for Mechanics of Lobachevsky State University of Nizhni Novgorod. RU no. 2006115805/28 (017160). Patent Filing Date 06.05.2006. Patent Publication Date 10.08.2008. Bull. no. 13 (in Russian).
3. Bazhenov V. G., Baranova M. S., Pavlenkova E. V. Razvitie i verifikatsiia metoda priamogo udara dlia identifikatsii viazkoplasticheskikh kharakteristik materialov v eksperimentakh na gazodinamicheskoi koprovoi ustanovke [Development and verification of the direct impact method for identifying viscoplastic properties of materials in experiments on a gas dynamic vertical test stand]. *Problemy prochnosti i plastichnosti* [Problems of Strength and Ductility]. N. Novgorod, 2009, iss. 71, pp. 184–192 (in Russian).
4. Bazhenov V. G., Baranova M. S., Pavlenkova E. V. A technique of wave process restoration in a measuring rod by the readings of two strain gauges. *Vestnik of Lobachevsky State University of Nizhni Novgorod*, 2011, no. 6, pt. 1, pp. 154–157 (in Russian).
5. LS-DYNA Keyword User's Manual. Vol. 1. Livermore Software Technology Corporation (LSTC). 2007. Version 971. Available at: http://lstc.com/pdf/ls-dyna_971_manual_k.pdf (accessed 13 October 2018).
6. Bazhenov V. G., Baranova M. S., Osetrov D. L. Influence of friction on the shock compression forces and forming of viscoelasticplastic tablets-specimens. *Vestnik I. Yakovlev Chuvach State Pedagogical University. Ser. Mechanics of a Limit State*, 2016, no. 3(29), pp. 85–92 (in Russian).
7. Bazhenov V. G., Zefirov S. V., Osetrov S. L. Experimental and computing method for constructing true deformation diagrams at large strains on the basis of tests for hardness. *Doklady Physics*, 2006, vol. 51, iss. 3, pp. 118–121. DOI: <https://doi.org/10.1134/S1028335806030050>



Cite this article as:

Bazhenov V. G., Osetrov D. L., Ryabov A. A. The Construction of the Deformation Diagrams of Metals and Alloys at Impact Compression of Tablet Specimens with Friction Forces Consideration. *Izv. Saratov Univ. (N. S.), Ser. Math. Mech. Inform.*, 2018, vol. 18, iss. 4, pp. 381–389 (in Russian). DOI: 10.18500/1816-9791-2018-18-4-381-389.
